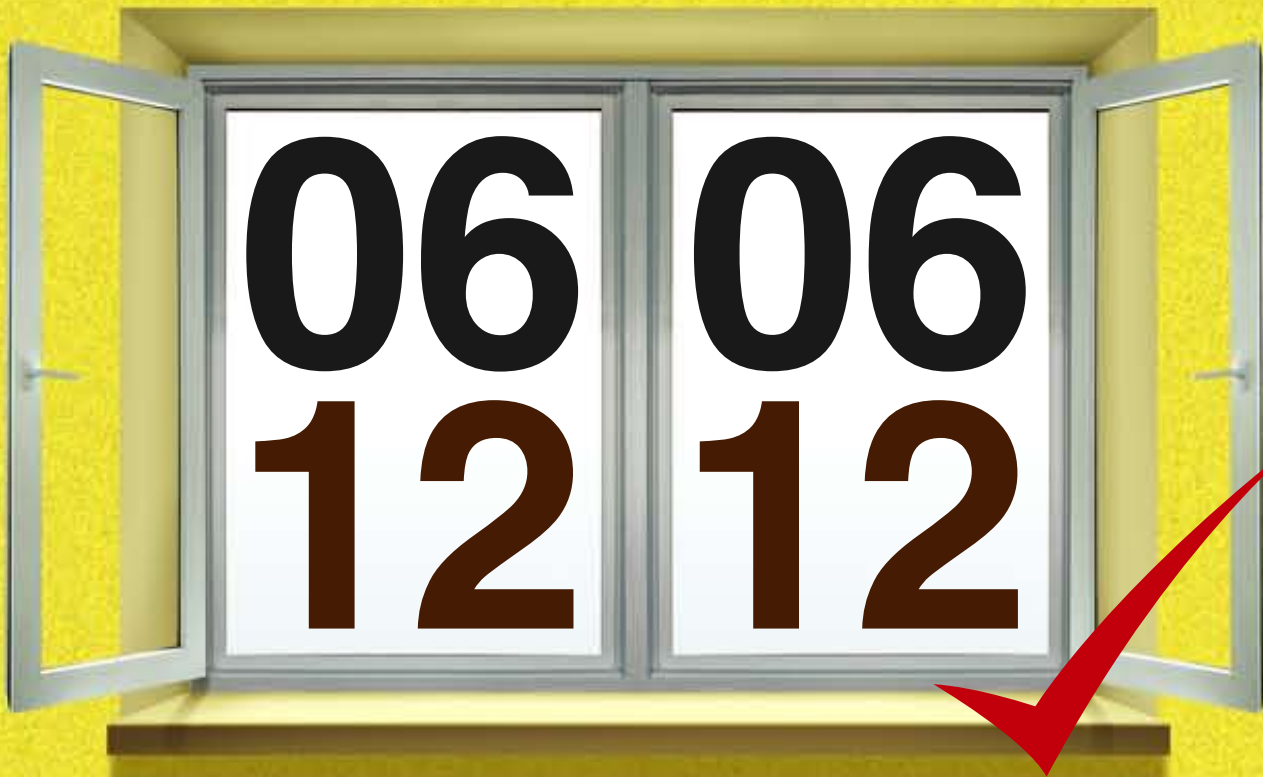


# WINDOWS SAFETY DAYS



## Check - Clean - Change

Observe windows safety every 6/6 and 12/12.



In 2010, there were close to 50 window accidents due to poor maintenance. Don't wait till disaster strikes. Take 3 simple steps twice a year to keep your windows safe.

### For Casement Windows


**Check** that the fasteners are not rusty or loose



Look out for



**Clean** and lubricate joints or movable parts




**Change** all rivets from aluminium to stainless steel by engaging an approved window contractor

### For Sliding Windows

**Check** that the safety stoppers and angle strips are in their proper places



Look out for



**Clean** the tracks and ensure the window panels can slide smoothly



**Change** worn-out safety stoppers and angle strips by engaging an approved window contractor

To learn more about windows safety or find out the list of approved contractors:

- Visit [www.bca.gov.sg/windows\\_safety](http://www.bca.gov.sg/windows_safety) (BCA) or [www.hdb.gov.sg/windows\\_safety](http://www.hdb.gov.sg/windows_safety) (HDB)
- Call 6325 8677 (BCA) or 1800 225 5432 (HDB)

